



## Burgerhulpverleners vs inwoners in 2024

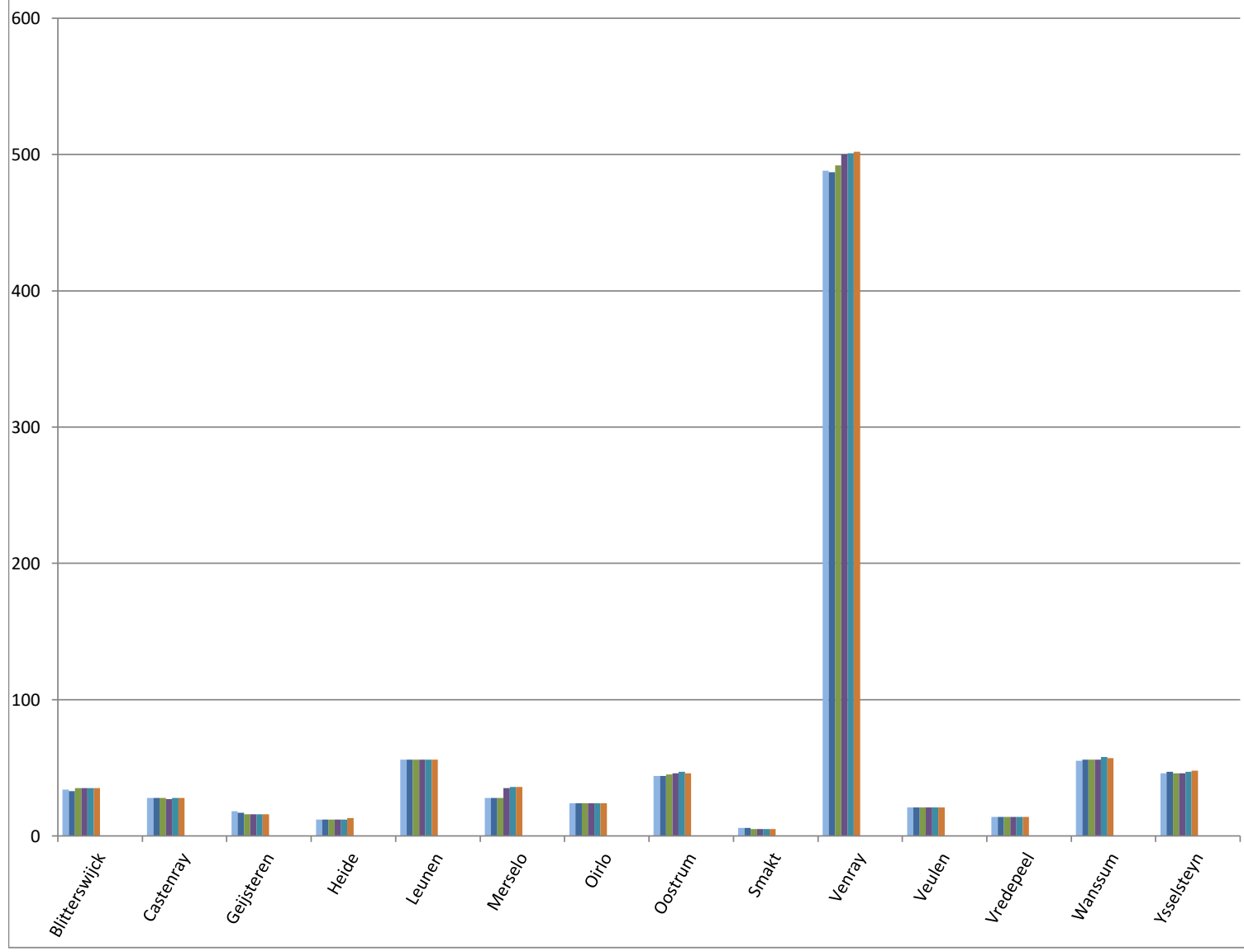
gestegen
gelijk gebleven
gedaald

(Per 31-1-2023)	inwoners	jan-24		feb-24		mrt-24		apr-24		mei-24		jun-24		jul-24	aug-24	sep-24	okt-24	nov-24	dec-24
<b>Totaal</b>	44.628	874	1,96%	873	1,96%	878	1,97%	893	<b>2,00%</b>	900	2,02%	901	2,02%						
Blitterswijck	1.200	34	2,83%	33	2,75%	35	2,92%	35	2,92%	35	2,92%	35	2,92%						
Castenray	826	28	3,39%	28	3,39%	28	3,39%	27	3,27%	28	3,39%	28	3,39%						
Geijsteren	405	18	4,44%	17	4,20%	16	3,95%	16	3,95%	16	3,95%	16	3,95%						
Heide	505	12	2,38%	12	2,38%	12	2,38%	12	2,38%	12	2,38%	13	2,57%						
Leunen	2.250	56	2,49%	56	2,49%	56	2,49%	56	2,49%	56	2,49%	56	2,49%						
Merselo	1.096	28	2,55%	28	2,55%	28	2,55%	35	3,19%	36	3,28%	36	3,28%						
Oirlo	1.260	24	1,90%	24	1,90%	24	1,90%	24	1,90%	24	1,90%	24	1,90%						
Oostrum	2.556	44	1,72%	44	1,72%	45	1,76%	46	1,80%	47	1,84%	46	1,80%						
Smakt	205	6	2,93%	6	2,93%	5	2,44%	5	2,44%	5	2,44%	5	2,44%						
Venray	29.295	488	1,67%	487	1,66%	492	1,68%	500	1,71%	501	1,71%	502	1,71%						
Veulen	575	21	3,65%	21	3,65%	21	3,65%	21	3,65%	21	3,65%	21	3,65%						
Vredepeel	235	14	5,96%	14	5,96%	14	5,96%	14	5,96%	14	5,96%	14	5,96%						
Wanssum	1.900	55	2,89%	56	2,95%	56	2,95%	56	2,95%	58	3,05%	57	3,00%						
Ysselsteyn	2.320	46	1,98%	47	2,03%	46	1,98%	46	1,98%	47	2,03%	48	2,07%						

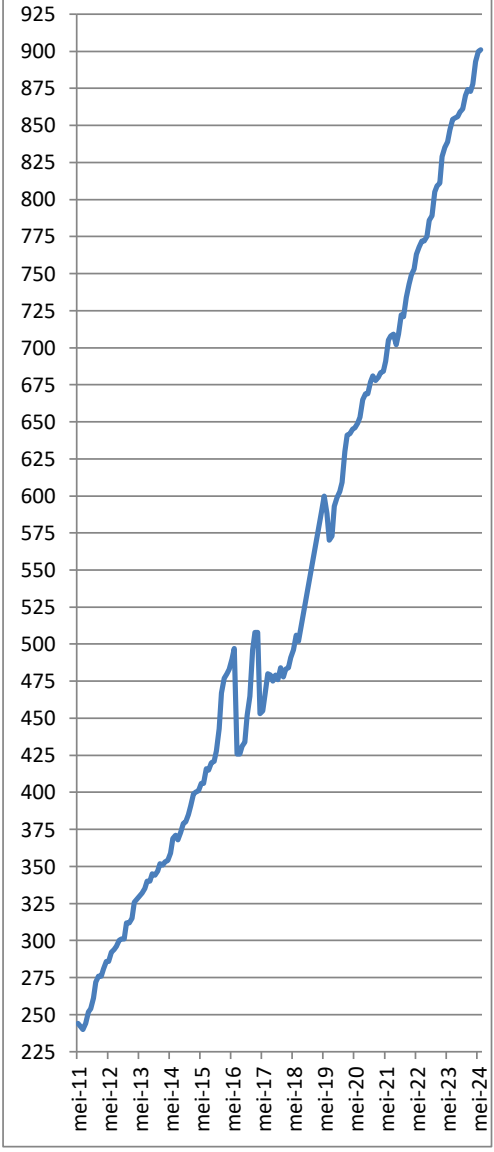
Wijken in Venray	inwoners	jan-24		feb-24		mrt-24		apr-24		mei-24		jun-24		jul-24	aug-24	sep-24	okt-24	nov-24	dec-24
Antoniusveld	1.890	38	2,01%	38	2,01%	38	2,01%	38	2,01%	38	2,01%	38	2,01%						
Brabander	2.530	60	2,37%	60	2,37%	63	2,49%	64	2,53%	64	2,53%	65	2,57%						
Brukske	4.810	51	1,06%	50	1,04%	50	1,04%	51	1,06%	51	1,06%	51	1,06%						
Centrum	2.245	34	1,51%	35	1,56%	35	1,56%	38	1,69%	37	1,65%	37	1,65%						
Landweert	6.115	121	1,98%	120	1,96%	121	1,98%	120	1,96%	120	1,96%	122	2,00%						
Oost	2.515	42	1,67%	43	1,71%	44	1,75%	45	1,79%	45	1,79%	45	1,79%						
Smakterheide	1.035	14	1,35%	14	1,35%	14	1,35%	14	1,35%	14	1,35%	14	1,35%						
Veltum	3.740	60	1,60%	59	1,58%	60	1,60%	62	1,66%	63	1,68%	63	1,68%						
Vlakwater	880	28	3,18%	28	3,18%	28	3,18%	28	3,18%	29	3,30%	29	3,30%						
West	3.535	40	1,13%	40	1,13%	39	1,10%	40	1,13%	40	1,13%	38	1,07%						

**Burgerhulpverleners in 2024**

- jan-24
- feb-24
- mrt-24
- apr-24
- mei-24
- jun-24
- jul-24
- aug-24
- sep-24
- okt-24
- nov-24
- dec-24

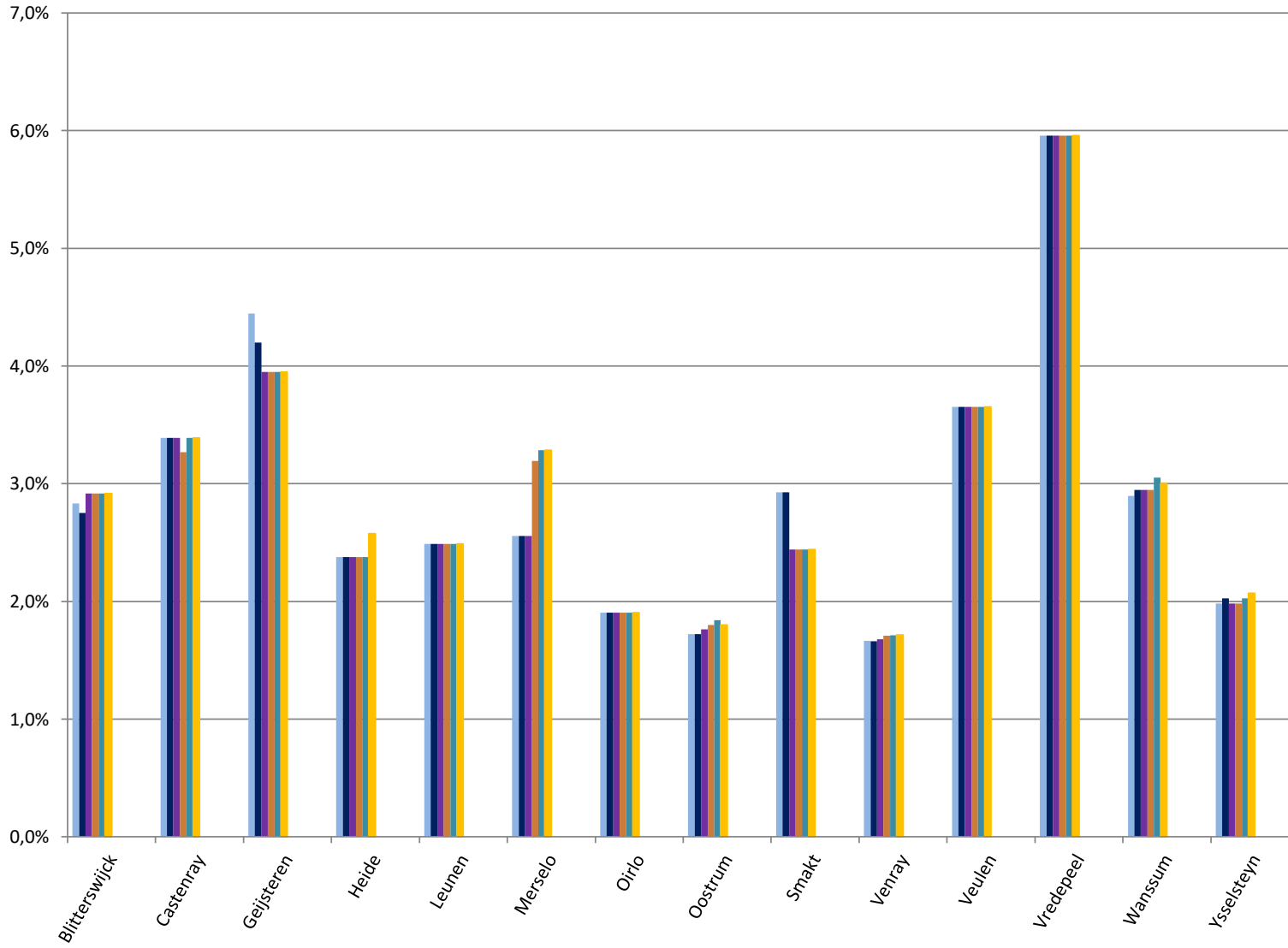


**Burgerhulpverleners in de Gemeente Venray**



Burgerhulpverleners vs inwoners in 2024

- jan-24
- feb-24
- mrt-24
- apr-24
- mei-24
- jun-24
- jul-24
- aug-24
- sep-24
- okt-24
- nov-24
- dec-24



Burgerhulpverleners vs inwoners in de Gemeente Venray

